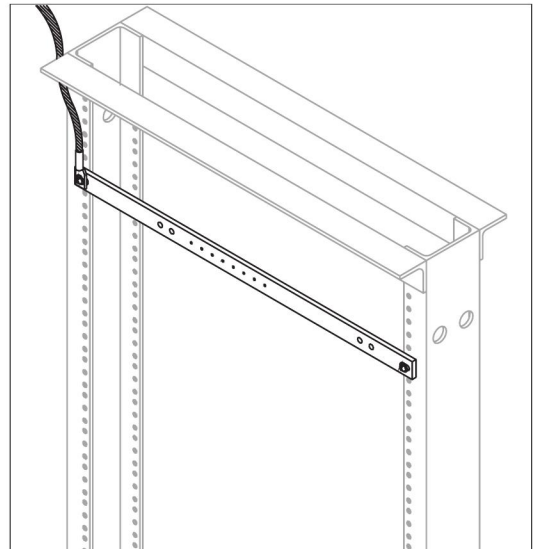
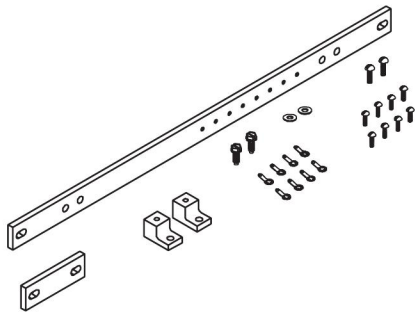
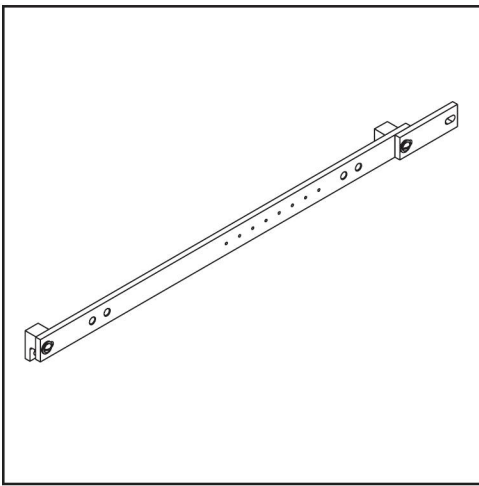


Horizontal Ground Bar Kits



Description

Equipment rack grounding busbars serve as a common and accessible grounding point for all electronics mounted on an equipment rack or in a cabinet.

Instructions

1. Locate mounting area on the equipment rack for the grounding busbars, typically at the top or bottom of the equipment rack.
2. Remove all paint, oxidation, etc. from the mounting area(s). If insulators are being used, skip steps 2 and 3.
3. Apply zinc-based antioxidant to the bare metal mounting areas.
4. Mount rack grounding busbar to equipment rack using appropriate hardware.
5. Bond rack grounding busbar to Telecommunications Equipment Bonding Conductor (TEBC). If insulators are being used, a separate bonding connection must be made from the equipment rack to the TEBC.